

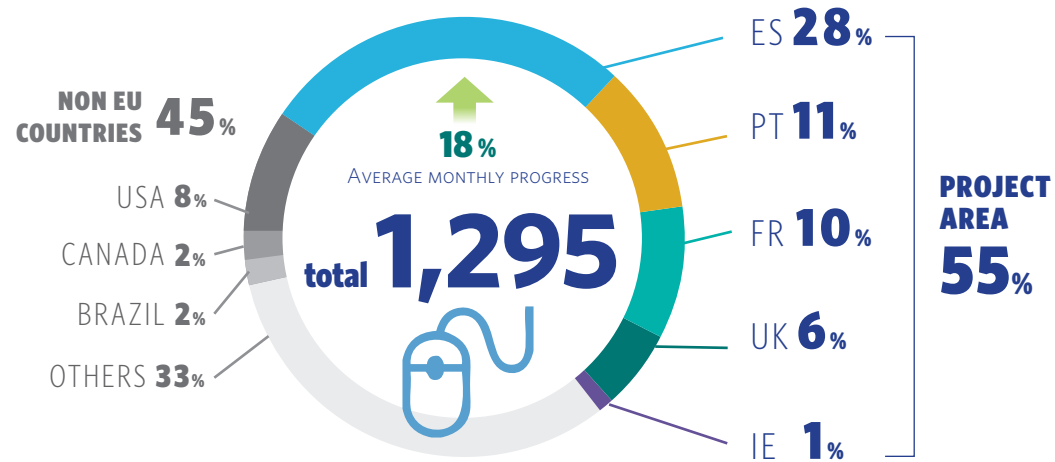
EVALUATION REPORT

Core objective:
OUTREACH


Indicator:
QUANTITATIVE STAKEHOLDER OUTREACH

Website

How many visitors this month?

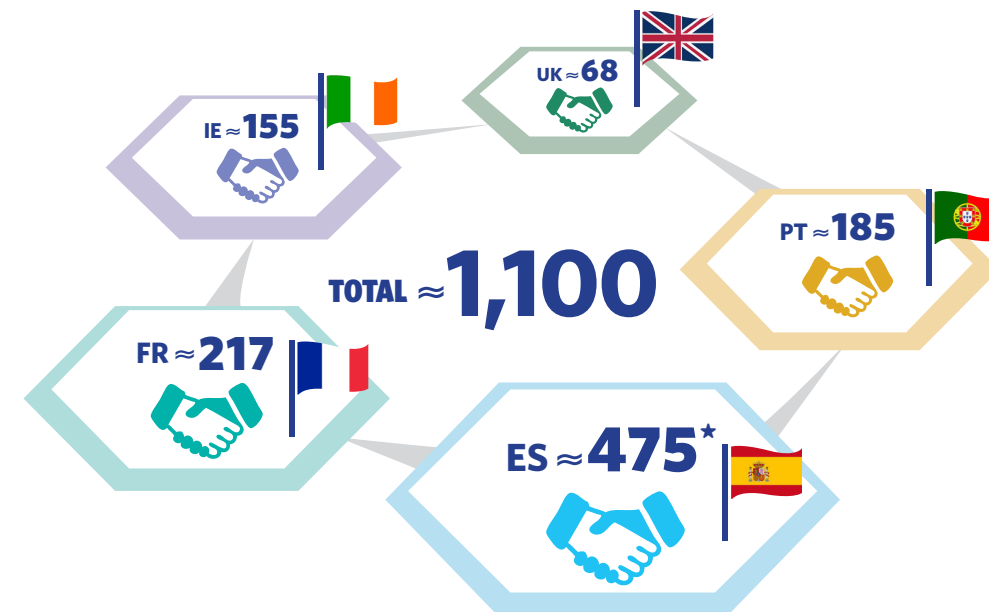


Social media presence



Relationship-building

How many stakeholders contacted?



- Consulting companies operating in the field of maritime economy
- European interregional associations
- Maritime and coastal tourism public and private operators
- National, regional and local authorities
- NGOs and foundations
- Port authorities
- Public elected representatives
- R&D centres and universities
- Regional or local maritime clusters
- SMEs and Industry representatives



- Banks, Insurance companies
- Chambers of commerce
- European interregional networks
- Fishermen organisations
- Leisure boat manufacturers
- Local ports associations
- Maritime training associations
- National federation for leisure ports
- National oceanographic and hydrographical institute
- National territorial observatory
- National, regional and local authorities
- National, regional or local maritime clusters
- Regional development and innovation agencies
- Research bodies and universities
- SMEs



- Business schools
- Development agencies
- Industry associations/sector representatives
- Local, regional and national authorities
- National business forum for maritime economy
- National organisations in charge of research activities and Horizon 2020
- NGOs and foundations
- R&D centres and universities
- SMEs
- Tourism industry associations/sector representatives



- Consulting companies operating in the field of maritime economy
- European interregional associations
- Maritime and coastal tourism public and private operators
- National, regional and local authorities
- NGOs and foundations
- Port authorities
- Public elected representatives
- R&D centres and universities
- Regional or local maritime clusters
- SMEs and Industry representatives



- Business networks
- Chambers of commerce
- FLAGS
- Horizon2020 National Contact Point
- Industry and universities
- Marine renewable industry association
- Members of the ocean energy (wave and tidal) sector cluster
- National agencies
- Research Institutions
- SMEs

Events

How many stakeholders participated to project events so far?

125

including: European interregional networks, local authorities, regional authorities, regional development and innovation agencies, a national territorial observatory, a national oceanographic and hydrographical institute.

How many 3rd party events attended by focal points so far?

68

Communication products

Brochures produced

2,150

Brochures disseminated

1,226

Brochures disseminated from the beginning of the project
<http://atlanticstrategy.eu/en/library/brochure>

984 in stock

Helpdesk

Stakeholder queries registered so far

30

* The number is higher than the others due to the organisation of 1st National Event

EVALUATION REPORT

Core objective:
GUIDANCE

Indicator:
QUANTITATIVE STAKEHOLDER SATISFACTION

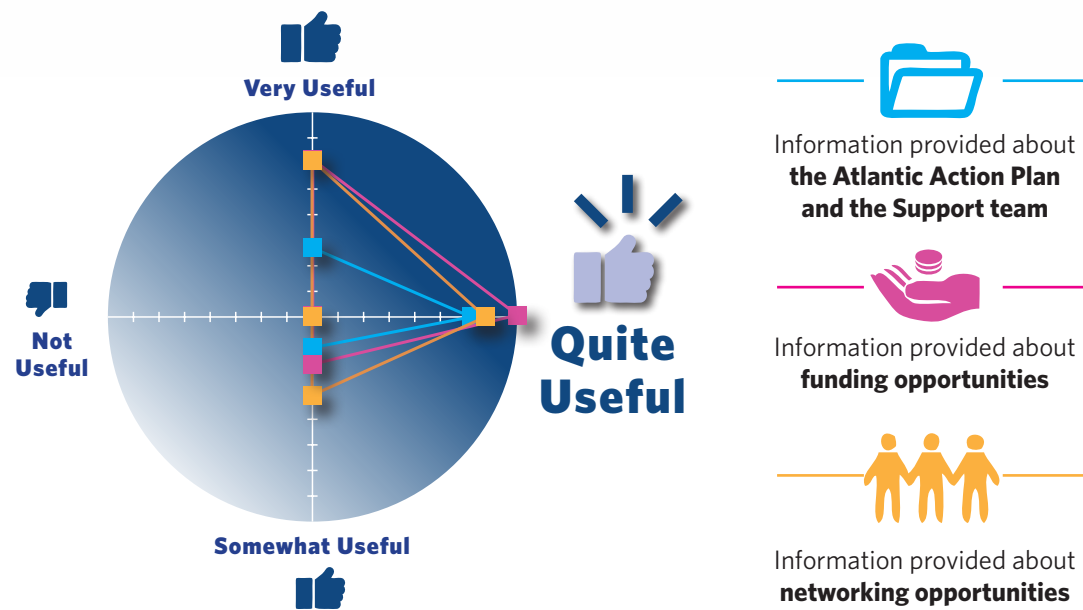
First national Focal point event

SPAIN, Santander, 26.03.2015

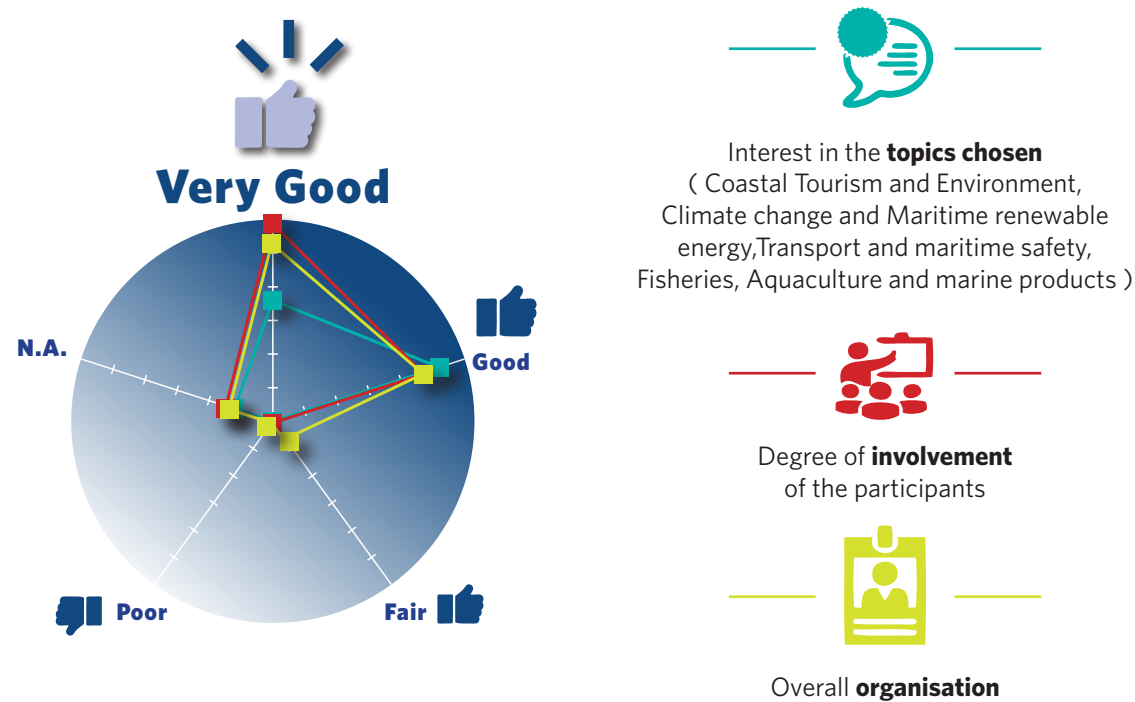
Main findings of the participants' feedback survey (Sample of 30% of participants)



How useful was the information provided ?



How interesting, interactive and well organized was the event?



Core objective:
PRO-ACTIVE PROJECT DEVELOPMENT

Indicator: **STAKEHOLDER PROJECT SUPPORT**

How many project ideas have we identified?

total **26** project ideas



How many alerts concerning funding opportunities?

42 funding opportunities alerts



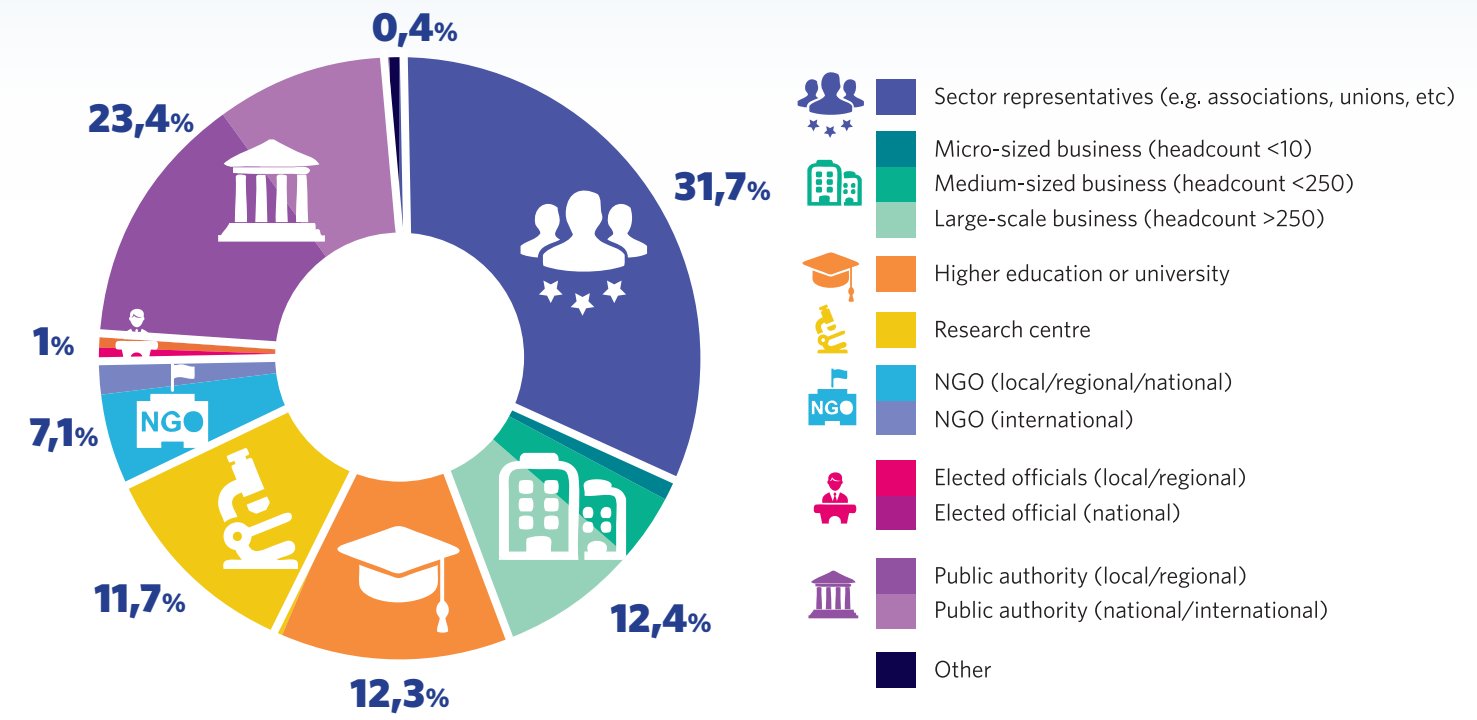
EVALUATION REPORT

ONLINE STAKEHOLDER DATABASE

Which country do they come from?



What is their typology?



In which main sector do they operate?

